

I see you (action)
Are you feeling
(emotion)?
Ok. You're feeling
(emotion). Would you
like to take a break in
our peace corner?

I notice you are (action, facial expression, etc.)
When you (action, facial expression, etc.) that
shows me might be feeling (emotion.)
Why don't you take a few minutes in the
peace corner. I'll be over in a few minutes and
we can solve this together.

Model the language
you want them to use.
"I am frustrated right
now. I need to take a
break in the peace
corner."
Repeat it until the
student says it back.

Create a secret signal/code between you and the
student(s).

HOW TO Cue Students To Use The Peace Corner



Post and practice your expectations. Praise and reward students when they use it correctly.

Have each student role play and practice how to use the corner. Give them each a turn in the corner.

Teach the policies and procedures for use early and often!


Model it for them. Take your own break in the peace corner. Show them how to use it!

Use a timer.


How to teach students how to appropriately use the peace corner



PEACE CORNER:
A PLACE TO
"RECHARGE"



NEED to
recharge?
Visit the
peace
corner!




PEACE CORNER
Expectations





set the timer for
2 minutes

Choose a tool to
use



Get comfortable

Join the class
when the timer
goes off





Set the
timer
for 2
minutes


Choose a
tool to use



Choose a
Calm down
tool to use




Get
comfortable



Find
stillness

Get
Comfortable



Join the
class when
the timer
goes off



When the
timer goes
off rejoin
the class



Rejoin the
Class
Calmly and
quietly



Rejoin the
class and
repair the
harm if needed



Rejoin the
class and make
amends if
needed




Only one
person at a
time



Only one
person at a
time



Log your
time in the
peace
corner



I see you (action)
Are you feeling
(emotion)?
Ok. You're feeling
(emotion). Would you
like to take a break in
our peace corner?

I notice you are (action, facial expression, etc.)
When you (action, facial expression, etc.) that
shows me might be feeling (emotion.)
Why don't you take a few minutes in the
peace corner. I'll be over in a few minutes and
we can solve this together.

Model the language
you want them to use.
"I am frustrated right
now. I need to take a
break in the peace
corner."
Repeat it until the
student says it back.

Create a secret signal/code between you and the
student(s).

HOW TO Cue Students To Use The Calm Corner



I see you (action)
Are you feeling
(emotion)?
Ok. You're feeling
(emotion). Would you
like to take a break in
our peace corner?

I notice you are (action, facial expression, etc.)
When you (action, facial expression, etc.) that
shows me might be feeling (emotion.)
Why don't you take a few minutes in the
peace corner. I'll be over in a few minutes and
we can solve this together.

Model the language
you want them to use.
"I am frustrated right
now. I need to take a
break in the peace
corner."
Repeat it until the
student says it back.

Create a secret signal/code between you and the
student(s).

HOW TO CUE STUDENTS TO USE THE CALM SPOT



Post and practice your expectations. Praise and reward students when they use it correctly.

Have each student role play and practice how to use the corner. Give them each a turn in the corner.

Teach the policies and procedures for use early and often!

Model it for them. Take your own break in the peace corner. Show them how to use it!

Use a timer.

How to teach students how to appropriately use the calm spot.



Post and practice your expectations. Praise and reward students when they use it correctly.

Have each student role play and practice how to use the corner. Give them each a turn in the corner.

Teach the policies and procedures for use early and often!


Model it for them. Take your own break in the peace corner. Show them how to use it!

Use a timer.


How to teach students how to appropriately use the calm corner




Calm Corner:
A PLACE to
"RECHARGE"



Calm Spot: A
Place to
"Recharge"



NEED to
recharge?
Visit the
Calm
Corner!





NEED to
recharge?
Visit the
CALM spot!

Calm Corner
Expectations




Calm Spot
Expectations





set the timer for
2 minutes


Choose a tool to
use



Get comfortable


Join the class
when the timer
goes off






set the timer

Choose a tool to use



Get comfortable

Join the class
when the timer
goes off






set the timer for
2 minutes


Choose a tool to
use



Get comfortable


Join the class
when the timer
goes off





set the timer


Choose a tool to use




Get comfortable

Join the class
when the timer
goes off






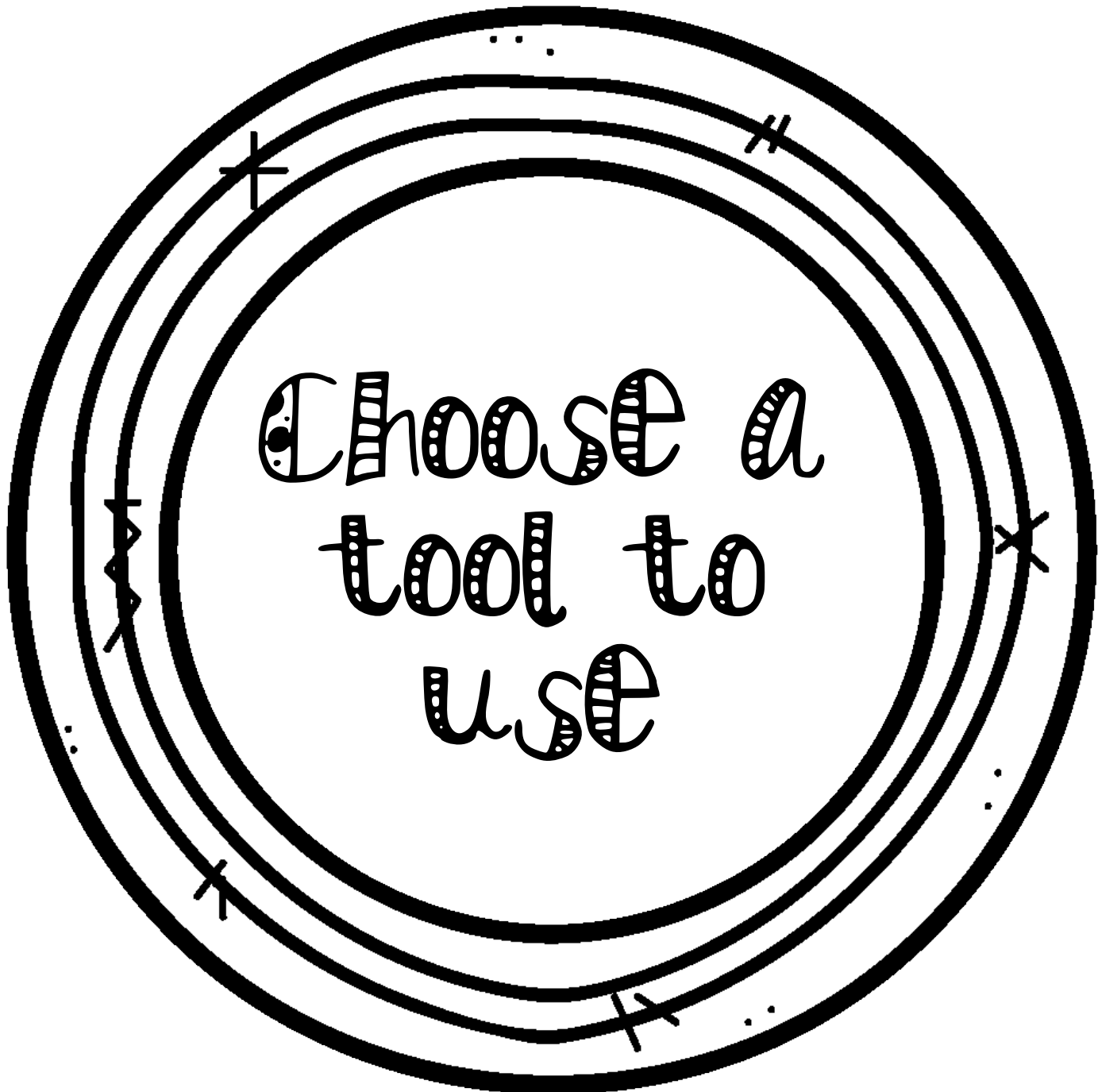
Set the
timer
for 2
minutes




set the
timer




Choose a
calm
down
tool



Choose a
tool to
use



Choose
a tool
to
use



Choose a
calm
down tool
to use



Get
comfortable

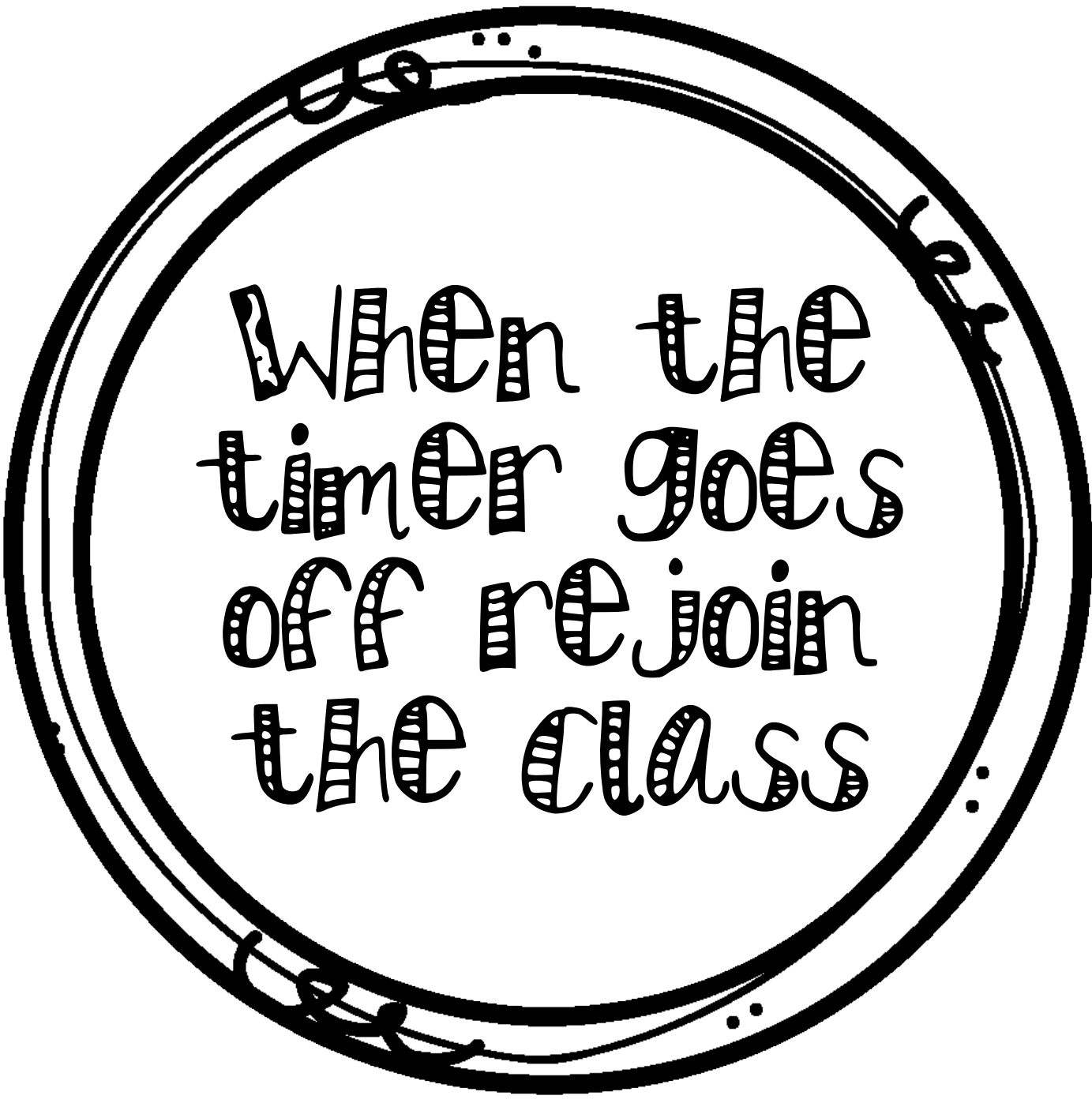
Find
stillness



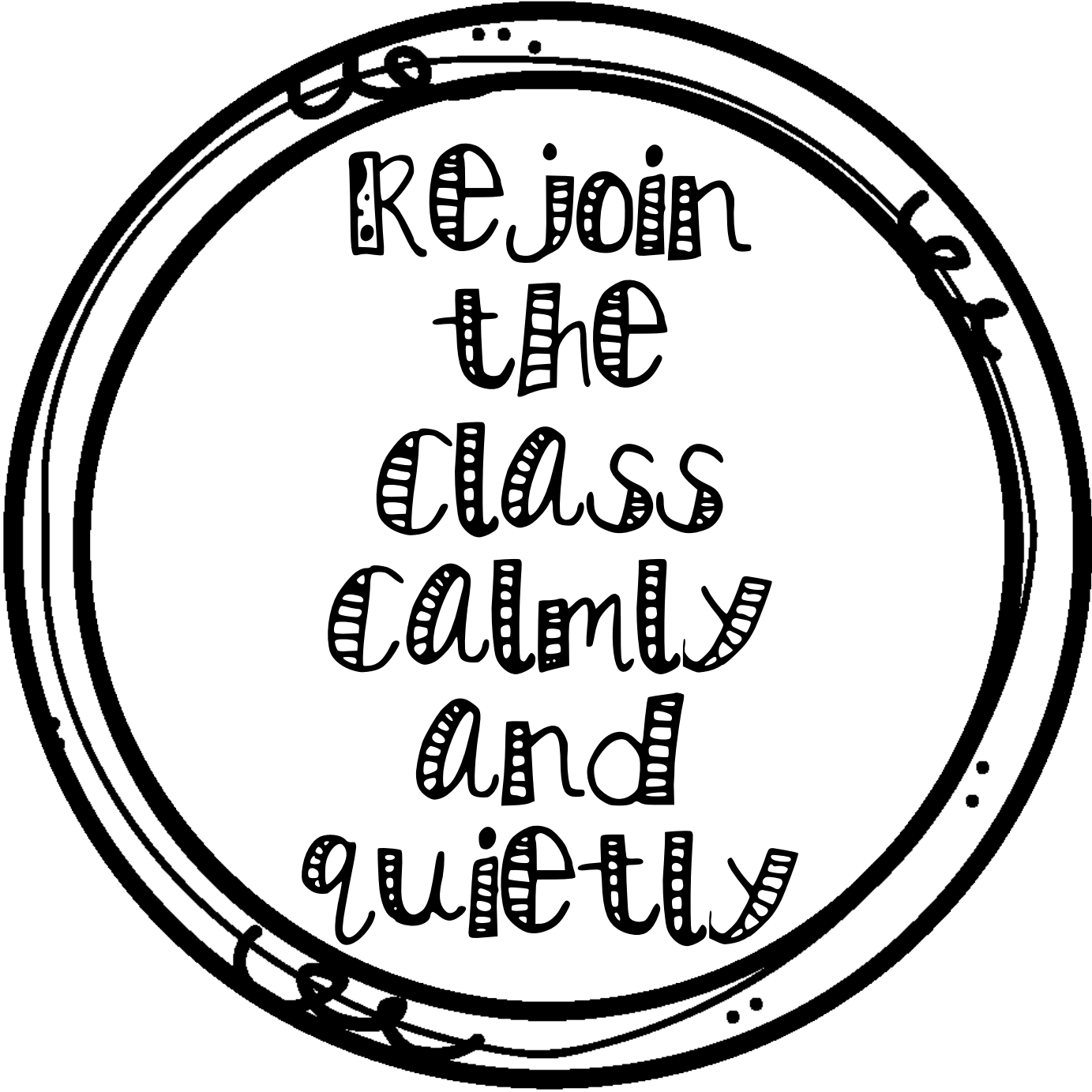
Get
comfortable




Join the
class
when the
timer goes
off



When the
timer goes
off rejoin
the class



REJOIN
THE
CLASS
CALMLY
AND
QUIETLY



Rejoin the
class and
repair the
harm if
needed




Rejoin the
class and
make
amends if
needed




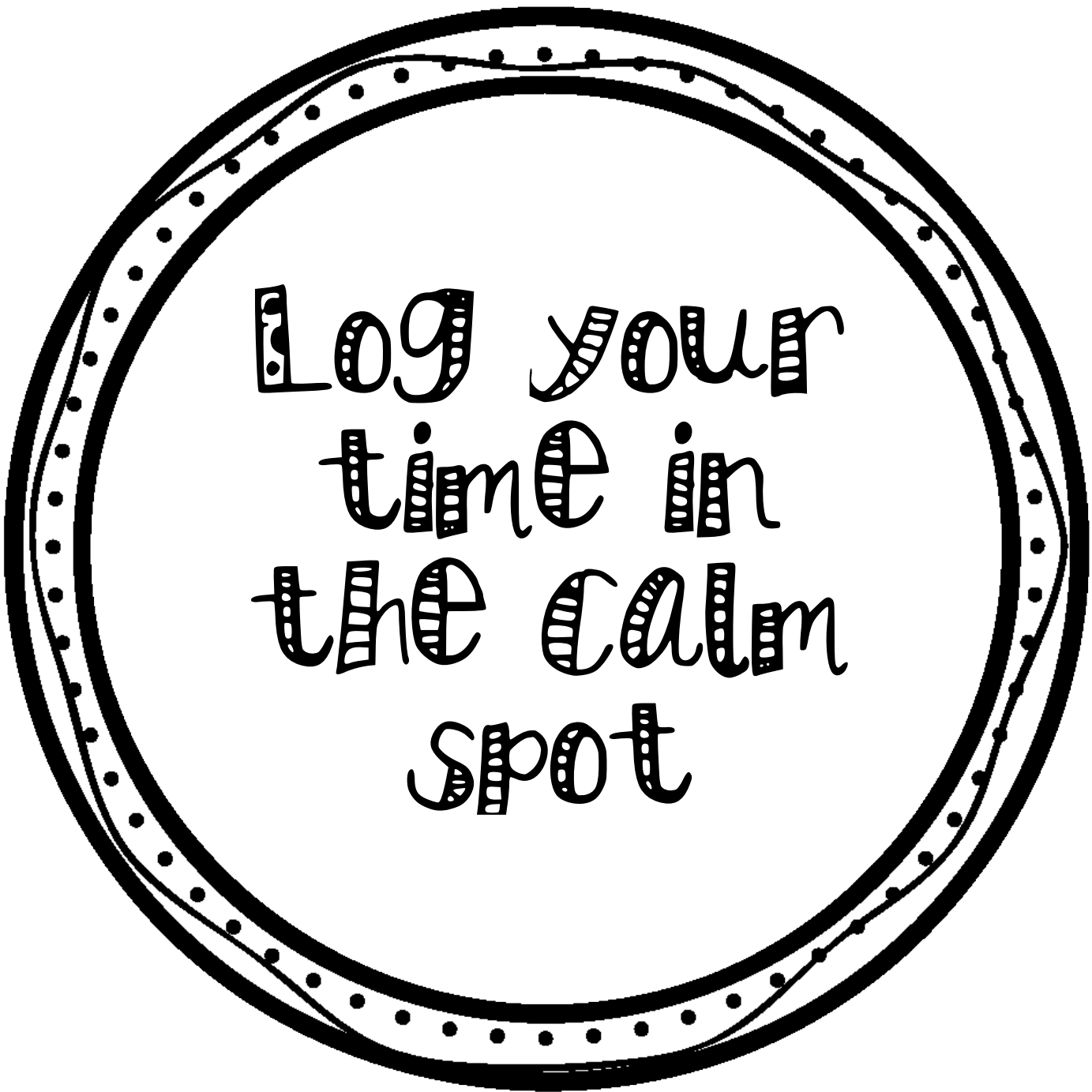
Only
one
person
at a
time

Log your
time in the
Calm Corner




Log your
time in the
Calm spot






Log your
time in
the calm
spot




Log your
time in
the calm
corner



Log your
time in
the peace
corner

Clip Art and Font Credits



Thank you for your purchase!
Thank you VERY much for your purchase!

Please feel free to share with parents in a print or closed format online (ex. attach to email).

Once you have used this product, please leave a rating on my TpT store to share your experience with others!
Follow me:

PAWSITIVE SCHOOL COUNSELOR

FOLLOW ME



Terms of Use

This file comes with a limited use license for the original download only. Please respect the time and effort put into each project by not giving it away to others. Additional licenses can be purchased at my TpT store.

© Copyright 2019 Pawsitive School Counselor. All rights reserved. Permission is granted to copy pages specifically for student or teacher use only by the original purchaser or licensee. The reproduction of this product for any other use is strictly prohibited. Copying any part of the product and placing it on the Internet (even a personal/classroom website) is strictly prohibited. Doing so makes it possible for an Internet search to make the document available on the Internet, free of charge, and is a violation of the Digital Millennium Copyright Act (DMCA).